

*Life Skills Manor*

# Newsletter

Term 4 2025/26

---

## LEARNING, GROWING, THRIVING – TERM 4



It has been a fantastic Term 4, filled with success, enthusiasm, and achievement across the school. Our students have truly been thriving, showing commitment and creativity in all that they do. We have seen students have the opportunity to explore new ideas and develop valuable skills. Many students have also been actively participating in their Duke of Edinburgh tasks, demonstrating resilience and teamwork. Alongside this, enriching experiences such as visits to London and engaging VR workshops have brought learning to life beyond the classroom. We also enjoyed a fun-filled World Book Day, with a range of themed activities and fantastic dress-up costumes on display, while our Red Nose Day fundraising efforts brought the community together for a great cause. It has truly been a memorable and inspiring term for all.

First Day of Term 5: Monday 20th April '26 – Last Day of Term 5: Friday 22nd May '26

Bank Holiday: Monday 4<sup>th</sup> May 2026

## TEACHER JAMES –

We have had a very exciting term as many of the pupils have been preparing for their mocks and GCSE exams. The final parts of the B-Tec Land Based course are being finished and course work will soon be sent off.

We also had a tour of Globe Theatre where the guide showed us around the fantastic building informing us about the history behind it. We also popped over to St. Pauls and also into the Tate Modern to look at the work by Andy Warhol and Salvador Dali. In Thrive time we have had new visitors to our class in the form of little chicks. They have kept us entertained and we have been able to watch them grow. We have noticed just how fast they have grown in such a small space of time.



## LAND BASED STUDIES

In Land Based studies we have been working down the allotment to get it ready for the growing season. This has included doing a major weeding session. We used tools to cut back the hedges and making it look inviting. We have planted onions and shallot sets and have sown a range of vegetables like beetroot, cabbages, swiss chard, carrots and sweetcorn. We have also planted some potatoes which we kept from last year.



## CREATIVE CRAFT / GCSE ART

In Creative craft we have been working on making wooden joints and experimenting with different woods. Once we became confident with the tools, we were able to put our skills to good use and produce a wooden car. Here are some of the excellent examples of our finished products.



## HOSPITALITY AND CATERING

We have been looking at the job roles and responsibilities in the catering industry and what the different types of contracts look like. We have been looking at the pros and cons of the industry and thinking about the menus that we might want to cook next year for our final project.

## TEACHER JO - KS4

Visit to the Globe Theatre and Tate Modern -

A fresh, windy start to the day saw us catching the train to London Bridge, for a well-deserved trip to London. The excitement and apprehension was palpable, but controlled, (and that was just the staff)! Our first stop was Borough Market where we inhaled all the delights of this historic food area, then progressed on to the Golden Hinde. With the Golden Hinde as an example, we almost circumnavigated the original site of the Globe Theatre and headed to Sam Wannamaker's inspired building of the present-day Globe. Whilst waiting for our tour slot we took a breezy walk across the Millenium Bridge to view the sights of St. Paul's Cathedral, the Shard, London Bridge, and various landmarks down the river.




Our tour guide for the Globe (Gerard) was a comedian in the making. He gauged his audience to perfection and the students loved him. The theatre was enthralling, to the point where some of the students asked if we could stay for the show – maybe next time! We were categorically informed that if we are to visit for a show the corner setting area is the best. After a very nippy, cold lunch we ventured into the Tate Modern for a whistlestop tour of some of the most famous pieces of artwork in the world, including Salvador Dali's Metamorphosis of Narcissus, Piet Mondrian's Composition C, and Cildo Meireles's Babel, to name but a few. Although our train was cancelled the students coped extremely well with the delay and the busy environment. A member of the public commented on how they were all great role models to the school and how lovely it was to hear them all laughing and enjoying themselves. A fabulous day was had by all and we're already planning another.

# Life Skills Manor

## TEACHER JO - KS4 ENGLISH

The focus this term has been around GCSE fiction texts. Life of Pi, by Yann Martel, started our exploration of language techniques and features, with the description of the hyena. Using inference and deduction we examined how a writer creates imagery without being obvious. By encouraging students to assess writers' methods, hooks and descriptions we have extended into writing our own opening paragraphs to a story, by introducing either a character, location or both. Next term we will be continuing with creative writing and structural techniques.

**Describe the Landscape**  
Can you write your own sentences to describe the landscape below?  
Use the adjectives in the word bank to help you.



vast	remote	gleaming	uncharted
undulating	rocky	tranquil	<del>peaceful</del>
glossy	secluded	golden	picturesque
calm	gentle	fresh	clear

Summer has arrived and the Sun is beaming on the lake. People are swimming and boating on the calm, clear and fresh water. The rocks are big as a garage, people jumping into the peaceful lake, gliding through the gentle, stunning, magnificent lake.

26/3/26  
LO: To evaluate the impact of our own story beginnings.

- A puzzle
- Visual hook
- Dilemma
- Subtle hook
- Atmospheric hook
- Mid-action

The writer has used these types of hooks ~~hook~~ for the purpose of introducing these characters in a way that includes mystery, you need more information to understand, causing the reader want to read more.

All my life has felt the same. As if I've been stuck in a loop. This morning was no different. I awake as usual, the relaxing warmth of the early ~~morning~~ morning sun enveloped me as ~~the~~ hazy, half-memory of my dream raced through my mind. A dream of summertime at a beach, of pure unadulterated freedom from the worries and woes of life. I sighed, for this was not the reality of my existence. It felt like there was something missing. Something wrong.

## TEACHER CIARAN - KS4 MATHS & SCIENCE

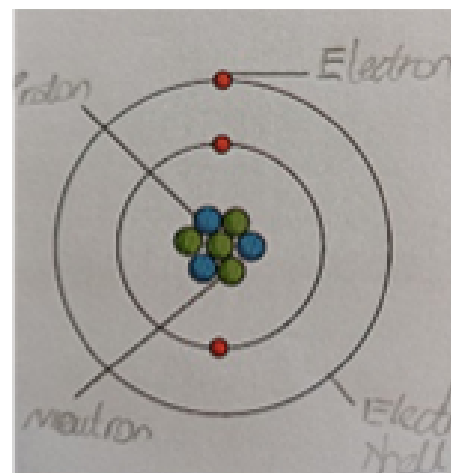

**Neptune** - We progressed to drawing 2D and 3D shapes. Students recapped on prior learning, which included shapes, faces, vertices, edges and angles. They then progressed to drawing shapes and working out area and perimeter of shapes. Students then learnt how to tessellate shapes and had fun making designs. Students then revised for their term 4 assessments, before completing these during assessment week. They did brilliantly in their assessments and special congrats to all who passed their assessments! An amazing achievement, and one that you should be so proud of!

**Saturn** - This term students worked brilliantly again. Lots of new words and new work. We have finished percentages and moved onto a new topic (Algebra) and completed assessments. Students learnt about using percentages in real life examples, such as compound interest and decay. They reviewed the topic, before starting algebraic expressions. Students then revised for assessments and worked thoroughly during assessment week.

**Jupiter** - Please see the photos of our bakery session at the end of term 3. We reviewed our work from term 3, before moving onto more functional type questions. Congratulations to everyone who sat external exams as it is a big achievement! Also, well done to all students who worked extremely hard during the school's assessment week. We did another cooking lesson where we made cookies. Everyone has worked superbly together and it was lovely to see such fantastic teamwork in the kitchen.



# Life Skills Manor



1	2	3	4	5	6	7	8	9	10	11	12	13	14	15	16	17	18
H	He																
Li	Be	B	C	N	O	F	Ne										
Na	Mg	Al	Si	P	S	Cl	Ar										
K	Ca	Sc	Ti	V	Cr	Mn	Fe	Cu	Ni	Zn	Ga	Ge	As	Se	Br	Kr	
Rb	Sr	Y	Zr	Nb	Mo	Tc	Ru	Rh	Pd	Ag	Cd	In	Sn	Sb	Te	I	Xe
Cs	Ba	La	Hf	Ta	W	Re	Os	Ir	Pt	Au	Hg	Tl	Pb	Bi	Po	At	Rn
Fr	Ra	Ac	Rf	Db	Sg	Bh	Hs	Mt	Ds	Rg							

**Neptune** - This term students started chemistry. Students learnt about atoms and how they make up everything. Students learnt about states of matter and lots of new vocabulary. We learnt about the periodic table and how its organised. Students worked very hard during assessment week. Give yourselves a pat on the back! Next term, we will finish part two of the Chemistry unit.

**Saturn** - This term students started chemistry. Students learnt about atoms and how they make up everything. Example, students learnt found out how many atoms are in water, tin foil and how many humans have in their bodies. They furthered their knowledge about states of matter and learnt many new words! New words included: atom, valence, compounds, lattice, ionic, ductile and so on...

The class learnt about the periodic table and how its organised. We played guess who using groups and periods. Students also learnt how table salt is made and what happens when hydrogen and oxygen mix. Students revised for their assessment and gave it their best. Next term, we will finish part two of the Chemistry unit.

**Jupiter** - This term students started chemistry. Students learnt about atoms and how they make up everything. They have learnt about states of matter and lots of new vocabulary. New words included: atom, electron, proton, neutron, compounds, lattice, ionic bonding and so on... Students revised well for their assessment, and they have now completed half of the chemistry unit. We will do part two next term.

See photos for the cooking lesson where we combined maths and science work in the kitchen! Students not only used their maths' knowledge, but also their life skills.

## DUKE OF EDINBURGH AWARD

See below some articles written by students about their participation in the Duke of Edinburgh tasks.



### Getting our hands dirty at Monkton

#### Volunteering at Monkton nature reserve

This school year we have been volunteering at Monkton nature reserve to go towards our silver Duke of Edinburgh award. For the Duke of Edinburgh [award](#) we must volunteer at a non-money-making provision for 6 months.

During our time at Monkton, we've completed many different jobs such as cleaning signs, litter picking, taking down a shed, weeding, raking and taking apart the boot cleaners ready for new ones

We have learned a lot from Monkton, but the main thing is teamwork and how much easier the jobs gets if we were working together and communicating to each other. We have all enjoyed our time at Monkton and will be sad when it ends

During our time at Monkton, we had to be responsible for our own PPE and clothing remembering our warm coats and walking boots. During my time at Monkton, I used many tools, but my favourite has got to be the saw. We needed to use the saw to reduce the size of the wood taken of the shed. Safety was important so I had to be careful as the wood was wet and the saw easily slipped due to the weather.



## Muddy Monkton Mornings

### Making a difference in our community...

We have been doing volunteering at Monkton nature reserve for our Duke of Edinburgh award, and we've have been given jobs to do such as cleaning the signs, litter picking, weeding, sweeping leaves, raking compost and fixing the boot scraper.

My favourite job was cutting the wood because it was hard work and it was great fun. There was a task I had never experienced before, and it was raking compost. The raking allowed us to remove potato's and moving leaves and weeds from a compost heap.

We have been doing this for 4 months and we have 2 months left and we had to wear the right equipment such has boots, coats, gloves, hats and waterproofs. In the final 2 months I hope to do the following jobs:

- I would like to build a shed
- I would like to plant trees to help wildlife

My favourite wildlife was seeing the nest for a heron. Herons like to live near water as they eat fish and frogs. Herons can grow up to 100cm in height and have wingspan of 175 to 195cm.

## The Monkton adventure

The time that we've been at Monkton nature reserve we have been doing voluntary work for our silver DofE. Monkton is a place where you can work but you don't get paid by anyone. It's an amazing place with many different places that are interesting, beautiful and peaceful.

There are many different things we have done there and were still not finished for another 2 months. The things we had done are: cleaning signs, litter picking, weeding at different places, sweeping leaves, raking a compost and changing a boot scraper. For the equipment we used was a rake, wheelbarrow, cloths, brushes, buckets and more!

The best part of doing voluntary work is the teamwork and how we worked together to do different jobs from the above for example: cleaning signs some people had buckets and some people had cloths to dry the signs.

We had to wear gloves so our hands didn't get dirty or cold and suitable footwear so you don't slip and hurt yourself. People wore waterproofs because some days it rained and the would of got wet.

After all the work we had done we done quite a lot of work most of it was fairly easy but some days some were hard. We got on quite well because like I said there was good teamwork with everyone and it was fun being out in the wild doing jobs.

